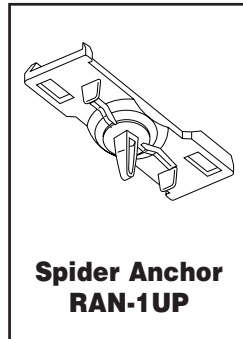


Spider™ Anchor

Instruction Sheet

Parts



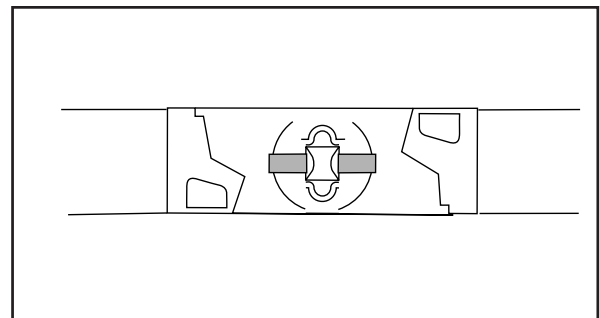
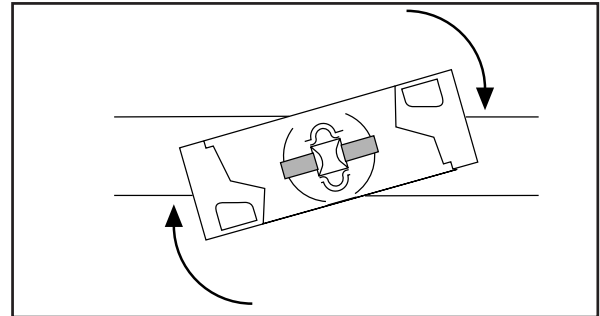
Instructions For Hanging

Step 1

Align Spider Anchor with grid at a 45 degree angle. Using your hand, twist Spider Anchor clockwise onto grid. You will hear the Spider Anchor snap into place **Fig. 1**

Step 2

Suspend your poster using the appropriate instruction sheet.



The Spider Anchor is a trademark of Rose Displays, Ltd. Neither the manufacturer nor any sales agent may be held liable for injury, loss or damage resulting from the use of these products. Part #02INSSpiderAnchor

rose displays

The Signware Specialists
35 Congress Street, Salem MA 01970
Tel# 1-800-631-9707 Fax# 1-800-560-2890
e-mail: signware@rosedisplays.com